

# Stereodylator®

and accessories





**STEREODYNATOR®**  
with accessories and optional device cart

Treatment time	max. 60 minutes
Display	15" TFT LCD Touchscreen
Power supply	110-240V, 50/60Hz
Power consumption	max 200 VA
Class of protection	I
Class of equipment	IIa according to MDD
Dimensions	350 x 290 x 350 mm (W x H x D)
Weight	max. 13 kg without accessories
Optional suction mode	Venturi principle for up to 2 channels and 4 suction cups
Optional ultrasound mode	1 / 3 MHz
Warranty period	24 months
Subject to technical changes without prior notice.	

The following versions of STEREODYNATOR® are available:

article	Part N°
<b>STEREODYNATOR®</b>	025-0-1000
<b>STEREODYNATOR®</b> with <b>module for Ultrasound Therapy</b> , incl. 1 Ultrasound probe 5 cm <sup>2</sup> , incl. 1 Contact gel 250 ml	025-0-1000-U
<b>STEREODYNATOR®</b> incl. <b>Suction application module</b>	025-0-1000-V
<b>STEREODYNATOR®</b> with <b>module for Ultrasound Therapy</b> , incl. 1 Ultrasound probe 5 cm <sup>2</sup> , incl. 1 contact gel 250 ml and incl. <b>Suction application module</b>	025-0-1000-UV
Device cart for <b>STEREODYNATOR®</b>	026-0-1000

**STEREODYNATOR®**

This comfort therapy unit is the new benchmark in Electro Therapy. The unit works with a three-dimensional interference current generated through the superposition of three middle-frequency currents. It can be used as an Electro Therapy device, ultrasound therapeutic device and for the combination of electrical stimulus current with ultrasound.

The combination therapy combines the analgesic and hyperemic effect of the electrical stimulus and the mechanical and thermic effects of ultrasound.

**Characteristics:**

- three-dimensional stimulation effect
- multi-site stimulation effect intensity dynamics
- dynamic behaviour of stimulation site coupled with endogenous/exogenous stimulation shifting

**Application:**

Practical experiences made clear that the combination of both physiotherapeutic effects are particularly suitable for diagnostics and the treatment of pain in the musculoskeletal system and the peripheral nerves. Endogenous heat, micro-massage and ionic shift bring about the extraordinary therapeutic successes, even after a short period of treatment. Also with circulatory disturbances and rheumatic-inflammatory processes this therapy is a striking addition to the HF-Heat Therapy or to drug therapy.

Advantageous is the little fatigue of the muscle due to bipolar currents and the influence of the vegetative systems with diadynamic currents.

**Application in treatments:**

- muscle toning and detoning
- galvanization and iontophoresis
- treatment of paralyses with complete or partial muscular degeneration
- treatment of atrophy due to lack of movement and weak muscles
- pain, muscle spasm, functional diseases of the musculoskeletal system
- pelvic floor stimulation
- treatment of urinary and fecal incontinence

**Application in diagnostics:**

- MF-test according to Dr. Lange
- recording of I/T-curves (shown numerically and graphically on the display)
- extensive non-invasive electro diagnostics of peripheral paralyses
- qualitative and quantitative determination of faradic excitability
- determination of rheobase, chronoaxy and accommodation neurodiagnostic examinations with galvano-palpation

**Optional:**

- integrated module for Ultrasound Therapy (1/3 MHz) with titanium head as well as for the combination of Electro- and Ultrasound Therapy (optional)
- integrated module for Venturi suction application
- device cart – in design and function matching with the new Stereodylator®

**ONE TOUCH TO START**



Der **STEREODYNATOR®** - the new sophisticated Electro Therapy device with „that certain extra“: special quick start of therapy via list of favorites or patient's file  
See for more information: [www.stereodylator.gbo-med.de](http://www.stereodylator.gbo-med.de)

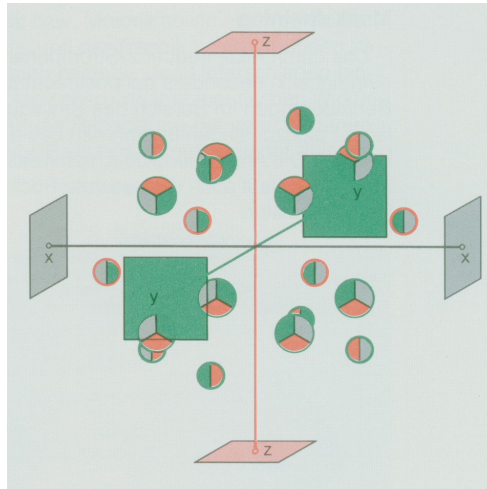
## Electrotherapy with stereodynamic current

The use of stereodynamic interference is an important and valuable extension to conventional stimulation-current therapy. A stereodynamic interferential current results from a superposition of three medium frequency currents, each flowing in a different direction. Selecting suitable stimulation frequencies leads to a three-dimensional (stereodynamic) stimulation field with endogenous dynamic behavior over time.

### Site of interference

Multi-positional stimulation effects

-  Interferential current with equal X and Z parts, minimal Y contribution
-  Interferential current with equal X, Y and Z parts



### Effects

When stereodynamic interferential current is applied, there is essentially no sensation of current flow. Even sensitive patients can be treated with higher stimulation current intensities. As a result, the three-dimensional effect can reach even deep-lying tissue regions.

The properties of stereodynamic current are complex: reactive hyperemia is only one of the well-known effects. Through the summation of a large number of pulses, tensed musculature is detonicized, with stimulations subduing of pain – even in the region of refelectory changes.

The motorically effective stimulation frequencies cause a motion „through“ the muscles, while avoiding fatigue of individual muscle fibers. Active kinetotherapy following muscular over-exertion is also promoted.

Traumatic edemas are rapidly absorbed, owing to an improved permeability of the cellular membranes. A slight massaging effect is observed.

Allevation of pain, better blood circulation with an increased supply of oxygen, and accelerated elimination of metabolic waste products are among the principal benefits of this method. Tensed muscles are also detonicized by means of an effective kineto-therapeutical procedure with a minimum of sensory strain of the patient.

The range of indications includes disorders of the skeletal, supportive and locomotory system, circulatory disorders, neuralgia and neuritis.

- Improvement of the metabolic process
- Effect of restoring function to functionally damaged internal organs
- Reduction in swelling with effusion and edemas
- Improved resorption in the case of accidental injuries
- Vegetative and physic stimulation

# Table of currents

STEREODYNATOR® offers you a wide range of different currents for electro therapy. For details see at the user's manual or look at the online menu on the touchscreen of the device.

The following currents are available within the therapy programs of STEREODYNATOR®:

## Diadynamic currents

- CP (Courtes périodes)
- CP-id (MF dropped)
- DF (Diphase fixe)
- DF-CP
- DF-LP
- LP (Longues périodes)
- MF (Monophasé fixe)
- RS (Rythme syncopé)
- MM (Monophasé modulé)

## Interference currents (2 channel):

- Interference
- Dipol Vector
- Isoplanar Vector

## Medium frequency currents:

- Russian stimulation (acc. to Kots)
- Bodyshaping
- Cellulitis
- Fatburning
- Lymphdrainage
- Mobilisation
- Trauma
- Sinus modulated, Electro massage
- Gym burning mode
- Gym training
- Gym current

## Other forms of currents:

- Galvanic current

## Impuls currents:

- High voltage current
- Impulsed galvanisation IG 30
- Impulsed galvanisation IG 50
- Faradic current F1
- FM Frequency modulation 7-14 Hz
- Micro current biphasé
- Micro current monophasé
- Ultra stimulation current acc. to Traebert
- TENS biphasé
- TENS monophasé
- TENS Burst biphasé
- TENS Burst monophasé

## Stereodynamic interference currents: (3 channel)

- Electro massage
- Lipolysis
- Cellulite
- Muscle pump
- Sedat
- Myomot
- Edema
- Reha
- Pain
- Shaking massage
- Sedation-Modulation
- Vegetat. Stim I-III
- Universal

## Stereodynamic currents: (3 channel)

- Gym current
- Gym burning mode
- Gym training








## Diagnostic programs:

- Monophasé(T/R) single pulse
- Biphasé (T/R) single pulse
- I/T-Kurve
- MF-Check acc. to Dr. Lange

# Accessories

	Part-No.	Specification	Use	Application	Remarks
	45 38 401 EH 725	Electrode handpiece with finger-tip switch, 2 m cable	For neuro diagnosis		
	45 38 450 EH 725	Electrode set for handpiece, comprising: 1 electrode insert, 10 pockets, 5 O-rings	For handpiece with finger-tip switch		
	45 38 880 EH 725	Conductive rubber electrode with cable, 3 x 4 cm <sup>2</sup> , 4 mm connector	With sponge pockets 45-39-102 EH725	With rubber- or elastic-strap	
	45-38-898 EH725	Conductive rubber electrode with Cable 6 x 8 cm <sup>2</sup> , 4 mm connector	With sponge pockets 45-39-110 EH725	With rubber- or elastic-strap	
	45-38-492 EH725	Conductive rubber electrode with cable, 8 x 12 cm <sup>2</sup> , 4 mm connector	With sponge pockets 45-38-203 EH725	With rubber- or elastic-strap	
	45-38-229 EH725	Tin sheet metal 18 x 28 cm <sup>2</sup> , (3 pcs. DIN A 4) with cutting template	For making tin plate electrodes	With electrode connector and rubber strap	
	45-38-237 EH725	Electrode connector	For plate electrodes and tin sheet metal	With rubber- or elastic-strap	Banana jack 4 mm

# Accessories

	Part-No.	Specification	Use	Application	Remarks
	45-02-076 EH023	Connecting terminal	For plate electrodes and tin sheet metal		Banana jack 4 mm
	45-38-476 EH725	Intermediate layer of viscose sponge, 30 x 20 x 1 cm <sup>3</sup> (5 pcs.)	For plate electrodes and tin sheet metal	With rubber- or elastic-strap	Moisten well
	45-38-211 EH725	Intermediate layers of fleece 32 x 22 cm <sup>2</sup> (5 pcs.)	For plate electrodes and tin sheet metal Moisten well	With rubber- or elastic-strap	<b>to be dropped</b>
	45-38-468 EH725	Tin plate electrode, 9 cm x 12 cm with fixed cable and 4 mm jack	With viscose- or fleece-intermediate layer; fleece- or viscose sponge pockets	With rubber- or elastic-strap	
	22-73-621 Q1408	Viscose sponge pockets, 10 pcs.	For plate electrodes or conductive rubber electrodes (large)	With rubber- or elastic-strap	Moisten well; can also be used for iontophoresis
	45-38-203 EH725	Sponge pockets large, 10 pcs. For electrodes 8 x 12 cm	For plate electrodes or conductive rubber - electrodes	With rubber- or elastic-strap	Moisten well; can also be used for iontophoresis
	45-39-110 EH725	Sponge pockets medium, 10 pcs. For electrodes 6 x 8 cm	For conductive rubber - electrodes	With rubber- or elastic-strap	Moisten well; can also be used for iontophoresis

# Accessories






	Part-No.	Specification	Use	Application	Remarks
	45-39-102 EH725	Sponge pockets small, 10 pcs. For electrodes 4 x 6 cm	For conductive rubber - electrodes	With rubber- or elastic-strap	Moisten well; can also be used for iontophoresis
	011-0-0033	Elastic strap with velcro-fastener, 70 cm long, 7,5 cm wide 2 pcs.	For plate-, rubber-, DUO- and Star- electrodes		
	45-38-971 EH725	Rubber strap 1 pcs., 1 row punched, 42 cm long, 2,7 cm wide	For plate-, rubber-, DUO- and Star- electrodes		
	45-38-963 EH725	Rubber strap 1 pcs., 1 row punched, 135 cm long, 2,7 cm wide	For plate-, rubber-, DUO- and Star- electrodes		
	45-38-955 EH725	Rubber strap 1 pcs., 5 row punched, 135 cm long, 7 cm wide	For plate-, rubber-, DUO- and Star- electrodes		
	22-74-801 Q1320	Fastening button 1 pcs.	For all rubber straps		
	011-0-0024	Bow electrode with 2 x electrode cup 4,2 cm 2 x electrode cup 1,6 cm 2 x sponge 6 cm 2 x sponge 2,2 cm			

# Accessories

	Part-No.	Specification	Use	Application	Remarks
	22-73-605 Q1409	Electrode sponge (Viscose), diameter 6 cm 10 pcs.	For electrode cups large, inner diameter 4,2 cm		Bow electrode only
	22-73-613 Q1409	Electrode sponge (Viscose), diameter 2,2 cm 10 pcs.	For electrode cups small, inner diameter 1,6 cm		Bow electrode only
	45-38-435 EH725	Patient cable, 2 pole, length 2,5 m	All stimulators of the new series		
	45-38-500 EH722	Suction electrode set, single pole, standard, diameter 50 mm	For new series with vacuum option		
	45-38-633 EH722	Electrode hose blue	For new series with vacuum option		
	45-38-641 EH722	Electrode hose red	For new series with vacuum option		
	020-453826	Suction electrode small, diameter 35 mm		Self adhesive	Venturi-electrode, injector system, no moisture sucked in









# Accessories

	Part-No.	Specification	Use	Application	Remarks
	45-38-526 EH722	Suction electrode large, diameter 70 mm, set consisting of: Suction head 1 pole, suction cup, electrode plate, 12 intermediate layers.	For new series with vacuum option	Self adhesive	Venturi-electrode, injector system, no moisture sucked in
	011-1-0147	Suction electrode diameter 50 mm, set consisting of Suction head 1 pole, suction cup, electrode plate, 12 intermediate layers	For new series with vacuum option		Can be used as replacement for Series 7XX.
	011-0-0015	Suction electrode set, consists of 2 x 011-1-0147	For new series with vacuum option		Replacement for 45-00-039EH008
	45-38-617 EH722	Electrode plate standard, diameter 40 mm	For suction electrode 50 mm		
	45-38-625 EH722	Electrode plate large, diameter 60 mm	For suction electrode 70 mm		




# Accessories

	Part-No.	Specification	Use	Application	Remarks
	45-38-575 EH722	Suction cup standard, diameter 50 mm	For suction electrode standard 50 mm		
	45-38-583 EH722	Suction cup large, diameter 70 mm	For suction electrode 70 mm		
	45-38-559 EH722	Suction head 1-pole	For all venturi suction electrodes		
	020-453827	Electrode inlay small, diameter 25 mm, 30 x 4 mm	For suction electrodes small	Insert in suction electrode	Moisten well, replace frequently
	45-38-930 EH722	Electrode inlay standard, diameter 52 mm, 12 pcs.	For Suction electrodes standard	Insert in suction electrode	Moisten well, replace frequently
	45-38-948 EH722	Electrode inlay large, diameter 72 mm, 12 pcs.	For Suction electrode large	Insert in suction electrode	Moisten well, replace frequently
	011-0-0025	Y-cable	For connecting two electrodes to one pole		








# Accessories

	Part-No.	Specification	Use	Application	Remarks
	014-0-0006	Vaginal electrode			
	014-0-0007	Anal electrode			
	45-39-151 EH725	Therapy set 1			Patient cable, 2 tin plate electrodes, 2 rubber straps 42 cm, 2 rubber straps 135 cm, 4 fastening buttons, 10 sponge pockets
	45-39-169 EH725	Therapy set 2			Patient cable, 2 rubber electrodes 120 x 80, 2 elastic straps with velcro fastener, 10 sponge pockets
	45-39-177 EH725	Diagnosis set			Patient cable, 3 tin sheets 18 x 28 cm, 2 rubber straps 42 cm, 2 rubber straps 135 cm, 4 fastening buttons, 5 intermediate fleece layers
	026-0-1000	UNICAR® Basic rack with large device tray incl. Drawer (without device).			




# Accessories

	Part-No.	Specification	Use	Application	Remarks
	45-38-856 EH722	STEREO- Suction electrode set, 3 circuits			Contains STEREO Suction-electrode I, STEREO Suction-electrode II, Paper sheets (100 pcs.)
	45-38-534 EH722	STEREO-suction head I with cable and connector			
	45-38-542 EH722	STEREO-suction head II with cable and connector			
	45-38-674 EH722	Multi circuit suction cup	For all DUO- and STEREO- suction heads		
	45-38-690 EH722	Electrode button	For all DUO- and STEREO- suction heads		
	71-21-841 EH060	Paper sheets (100 pcs.)	Consumables for DUO and STEREO suction electrodes		Moisten well; Replace frequently

# Accessories

	Part-No.	Specification	Use	Application	Remarks
	45-38-716 EH725	Star electrode pair standard, diameter 130 mm		With rubber- or elastic-strap	
	45-38-708 EH725	Star electrode pair small, diameter 80 mm		With rubber- or elastic-strap	
	45-38-724 EH725	Star electrode pair large, diameter 180 mm		With rubber- or elastic-strap	
	45-38-260 EH719	Standard accessory kit STEREO-DYNATOR			Electrode set, 10 pockets, 2 rubber straps small 135 cm, 2 rubber straps large 135 cm, 4 fixing buttons
	49-07-309 E3020	Electrode pocket standard for star electrode, 10 pcs.			Moisten well
	49-07-317 E3020	Electrode pocket small for star electrode, 10 pcs.			Moisten well
	49-07-325 E3020	Electrode pocket large for star electrode, 10 pcs.			Moisten well

## Accessories (Ultrasound)

	Part.-No.	Specification	Use	Application	Remarks
	023-0-0141	Ultrasound probe with cable and plug, emitting surface 5 cm <sup>2</sup>			
	023-0-0140	Ultrasound probe with cable and plug, emitting surface 2,5 cm <sup>2</sup>			
	45-39-128 EH725	Ultrasound contact gel 250 ml			



